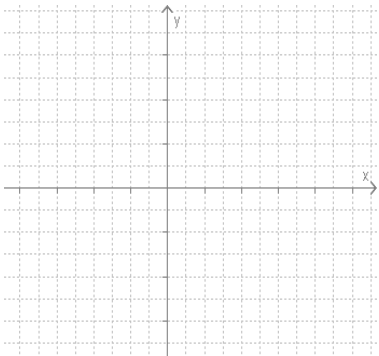
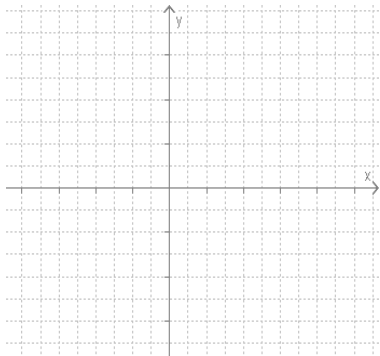
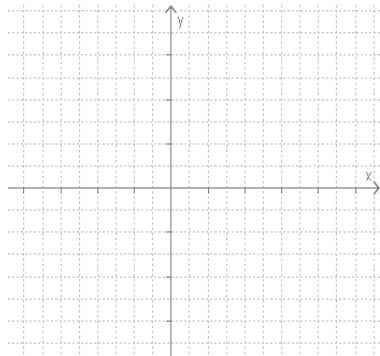
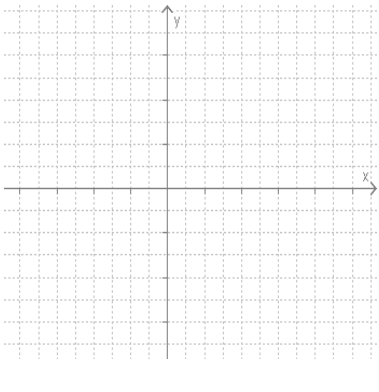
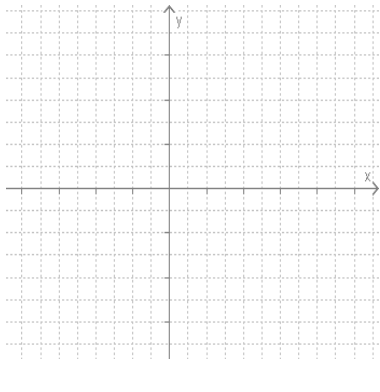
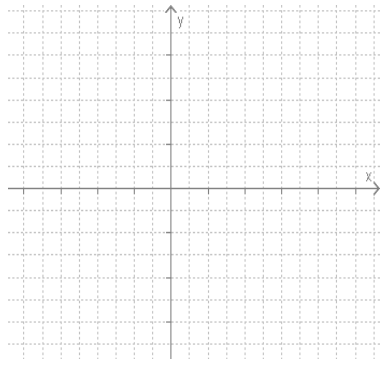




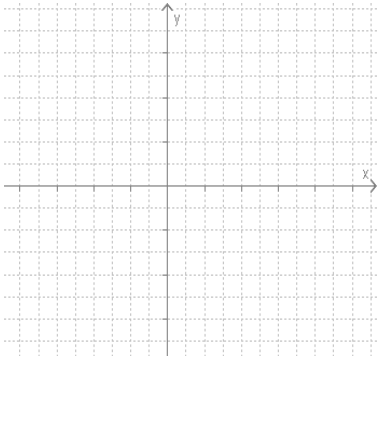
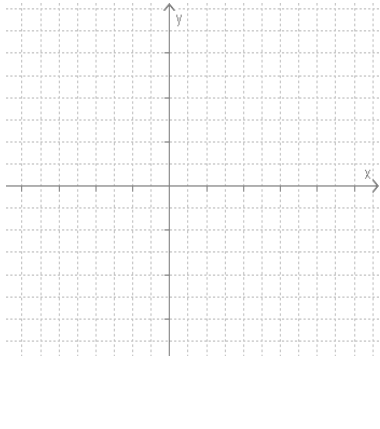
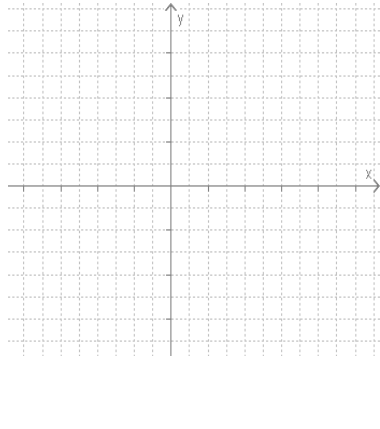
Paškontroles darbs- Lineāras funkcijas un kvadrātfunkcijas grafiks.

1.komplekts

1.Uzskicē funkcijas $y= ax +b$ grafiku

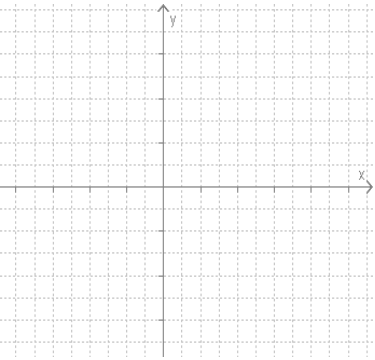
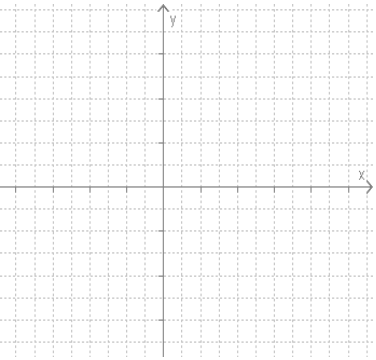
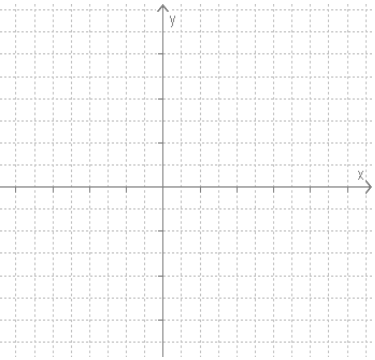
<p>1. $a>0$ un $b>0$</p> 	<p>2. $a<0$ un $b>0$</p> 	<p>3. $a=0$ un $b<0$</p> 
<p>4. $a>0$ un $b= -3$</p> 	<p>5. $a<0$ un $b=0$</p> 	<p>6. $a>0$ un $b=2,5$</p> 

2. Uzskicē funkcijas $y= ax^2 + bx + c$ grafiku

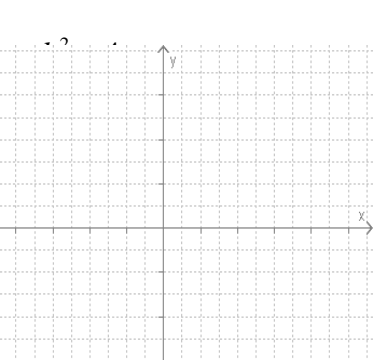
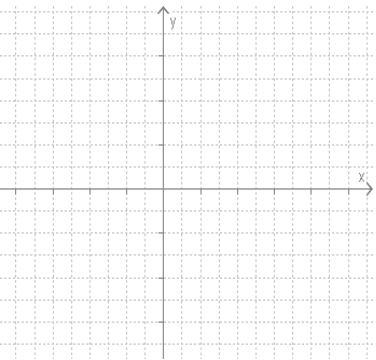
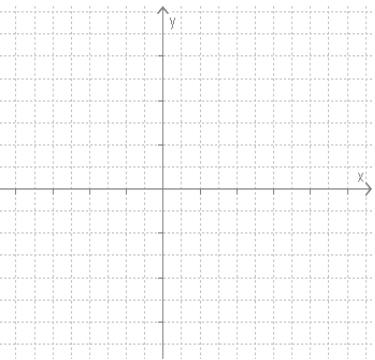
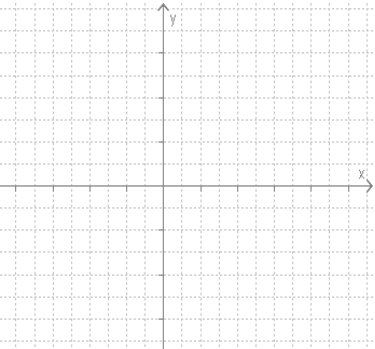
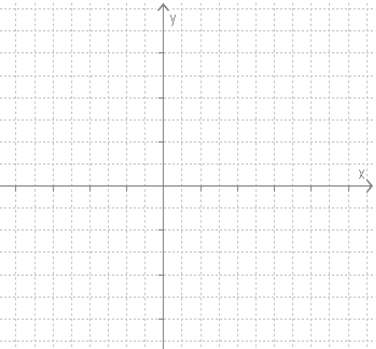
<p>1. $a>0$ $c>0$ $b^2 - 4ac >0$</p> 	<p>2. $a>0$ $c>0$ $b^2 - 4ac <0$</p> 	<p>3. $a<0$ $c=0$ $b^2 - 4ac >0$</p> 
--	---	---

2.komplekts

1.Uzskicē funkcijas $y= ax +b$ grafiku

<p>1. $a>0$ un $b<0$</p> 	<p>2. $a=0$ un $b<0$</p> 	<p>3. $a<0$ un $b>0$</p> 
--	--	--

2. Uzskicē funkcijas $y= ax^2 + bx + c$ grafiku

<p>1. $a>0$ $c=5$ $=0$</p> <p>$ax^2 + bx + c$</p> 	<p>2. $a>0$ $c=4$ <0</p> 	<p>3. $a<0$ $c>0$ >0</p> 
<p>4. $a<0$ $c=-3$ <0</p> 	<p>5. $a>0$ $c>0$ <0</p> 	<p>6. $a<0$ $c=0$ $=0$</p> 